

### Nextreme Series Liquid Cooling System

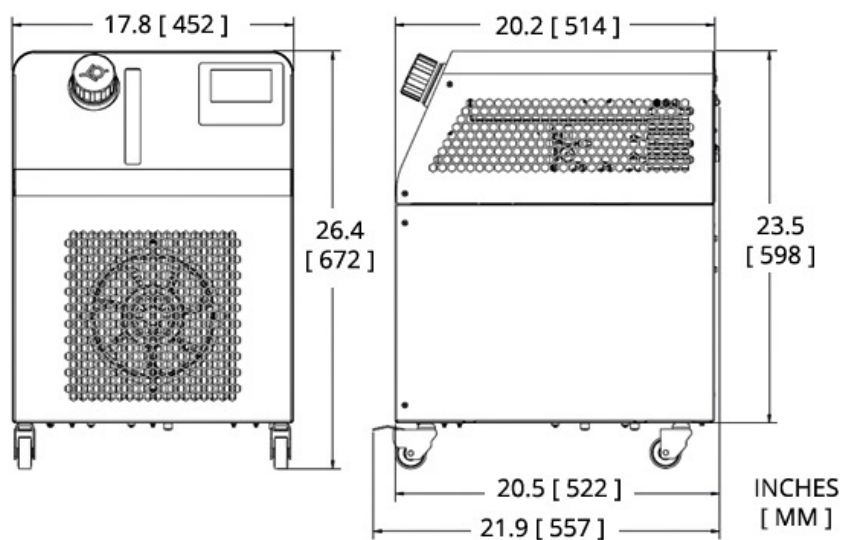

The Nextreme NRC1200 Recirculating Chiller Recirculating Chiller features premium components and environmentally friendly refrigerants in a user-friendly design. It is designed to cool well below ambient and dissipate heat away from thermally sensitive equipment. Featuring variable speed motors for the compressor and condensing fan, the Nextreme NRC1200 offers a high coefficient of performance and low-noise operation. The Nextreme NRC1200 comes with several standard features and additional options allow for application-specific configurations.

### Features

- Reliable Performance
- Environmentally Friendly
- User-Friendly
- Application Specific Configurations

### Applications

- Recirculating Chillers for Industrial Lasers
- Precise Temperature Control for Microscopes



## COOLING POWER OPERATING POINTS

### 100% Water (20°C Ambient Air)

Cooling Power (Qc) = 1800 Watts  
Min Fluid Setpoint = 18.6 °C  
Fluid ΔT @ 15.0 L/min = 1.7 °C

### 100% Water (30°C Ambient Air)

Cooling Power (Qc) = 1800 Watts  
Min Fluid Setpoint = 24.5 °C  
Fluid ΔT @ 15.0 L/min = 1.7 °C

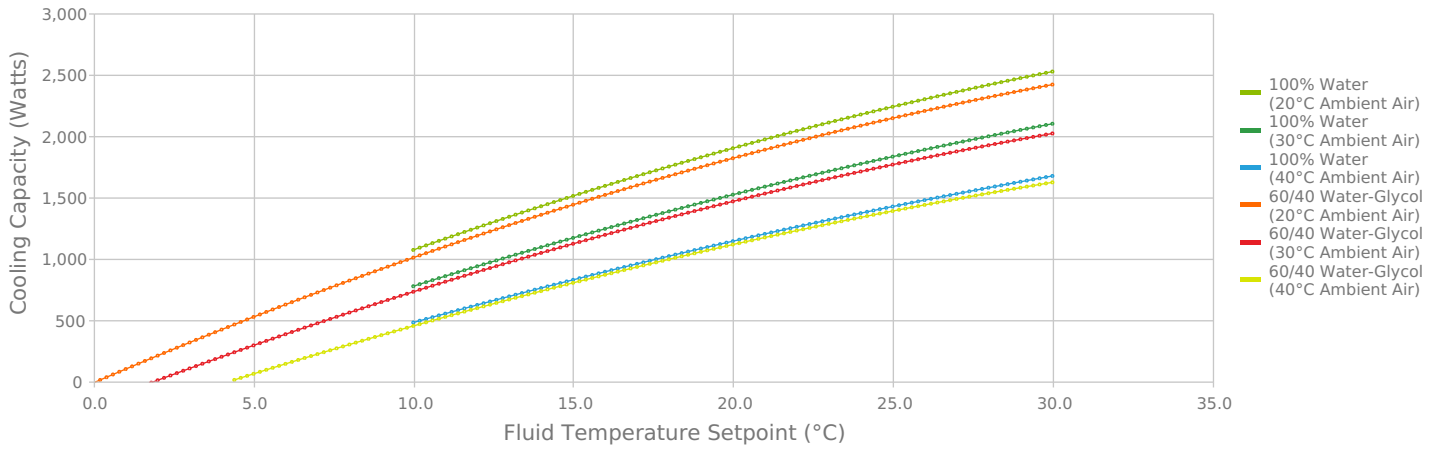
### 60/40 Water-Glycol (20°C Ambient Air)

Cooling Power (Qc) = 1800 Watts  
Min Fluid Setpoint = 19.7 °C  
Fluid ΔT @ 15.0 L/min = 1.9 °C

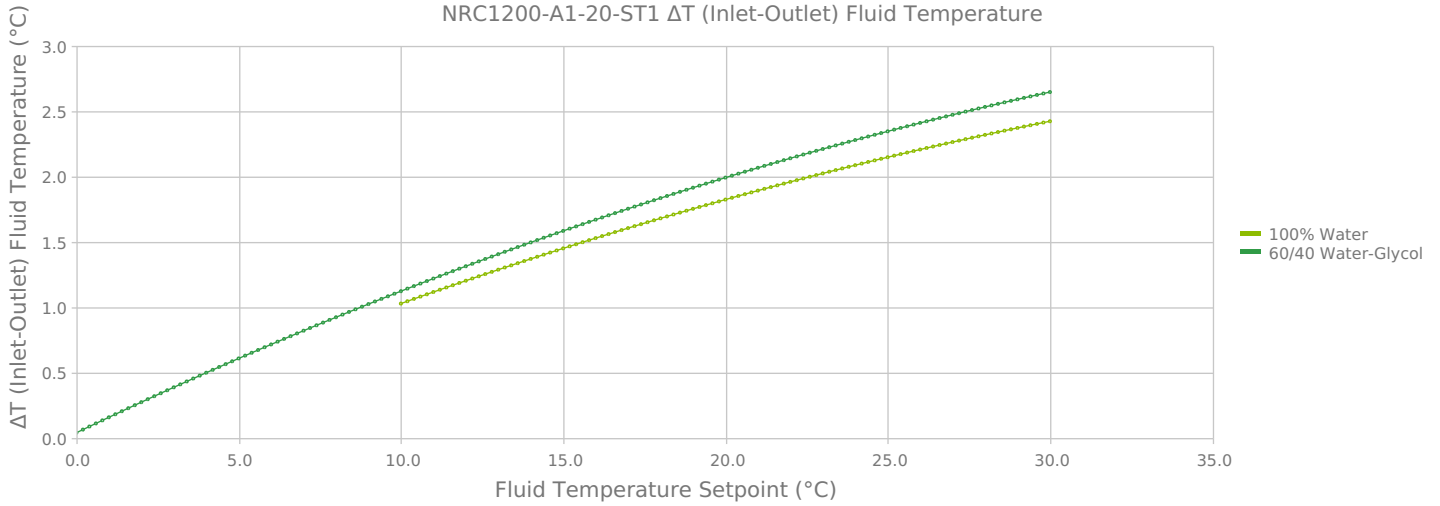
### 60/40 Water-Glycol (30°C Ambient Air)

Cooling Power (Qc) = 1800 Watts  
Min Fluid Setpoint = 25.6 °C  
Fluid ΔT @ 15.0 L/min = 1.9 °C

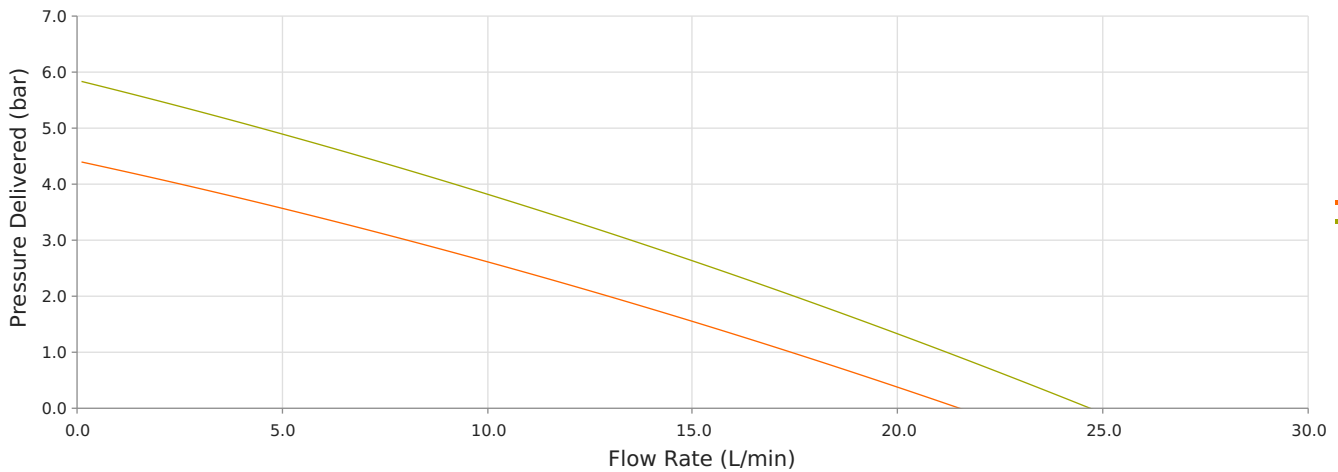
NRC1200-A1-20-ST1 Cooling Capacity  
1800 Watt Requirement



NRC1200-A1-20-ST1  $\Delta T$  (Inlet-Outlet) Fluid Temperature



NRC1200-A1-20-ST1 - Pump Curve



## TECHNICAL SPECIFICATIONS

### Performance

<b>Cooling Capacity</b>	1,800 Watts
<b>Setpoint Range</b>	-10°C to 40°C
<b>Temperature Stability</b>	±0.1°C
<b>Nominal Operating Flowrate (60 Hz)</b>	15.0 L/min @ 2.6 Bar
<b>Nominal Operating Flowrate (50 Hz)</b>	15.0 L/min @ 1.5 Bar
<b>Refrigerant</b>	R 513A

### Operation

<b>Coolant</b>	Water or Water/Glycol
<b>Operating Temperature</b>	15°C to 40°C
<b>Storage temperature range (w/o coolant)</b>	-25°C to 70°C
<b>Humidity range</b>	30% to 80%
<b>Storage Humidity range</b>	5% to 95%, non-condensing
<b>Altitude</b>	< 2,000 meters
<b>Input Voltage</b>	220 - 230 VAC
<b>Frequency</b>	50/60 Hz
<b>Maximum Forward Pressure</b>	4.1 Bar

### Physical

<b>Height</b>	670 mm
<b>Length</b>	520 mm
<b>Width</b>	450 mm
<b>Weight</b>	48 kg
<b>Coolant Capacity</b>	5 Liters
<b>Couplings</b>	1/2 in NPT

## STANDARD FEATURES

<b>Variable Speed Motors</b>	Variable speed compressor and condensing fans for quiet operation and improved energy efficiency.
<b>Semi-Closed Fluid System</b>	Sealed fluid system with breathable reservoir cap (similar to an automobile). This prevents evaporative losses, introduction of bacteria, and the need for components to prevent fluid from draining back into the system when installed below the application.
<b>Optical Fluid Level Switch</b>	Fluid level sensing with no moving parts.
<b>RS-232 / RS-485 Communications</b>	Complete control integration of chiller into higher level assembly control system.
<b>Supply Pressure Sensing</b>	Pressure sensing for applications sensitive to high operating conditions.

## OPTIONAL FEATURES

Feature	Option Code	Description
<b>Flow Control Valve and Flow Sensing Kit</b>	<b>F</b>	Externally installed valve for reducing the overall flow to the application. Full flow continues through the chiller to maintain high heat transfer rates and temperature stability. Flow meter for measuring coolant flow rate. Installed external to the chiller with both a local display and connectivity to chiller LCD display.
<b>Water Filter Kit</b>	<b>W</b>	Hot swappable, 5-micron water filter for filtering particulates from the coolant circuit.

## NOTES

1. System option codes are added to the end of the model number in alphabetical order.

Any information furnished by Laird and its agents, whether in specifications, data sheets, product catalogues or otherwise, is believed to be (but is not warranted as being) accurate and reliable, is provided for information only and does not form part of any contract with Laird. All specifications are subject to change without notice. Laird assumes no responsibility and disclaims all liability for losses or damages resulting from use of or reliance on this information. All Laird products are sold subject to the Laird Terms and Conditions of sale (including Laird's limited warranty) in effect from time to time, a copy of which will be furnished upon request.

© Copyright 2020 Laird Thermal Systems GmbH. All Rights Reserved. Laird, Laird Technologies, Laird Thermal Systems, the Laird Logo, and other word marks and logos are trademarks or registered trademarks of Laird Limited or an affiliate company thereof. Other product or service names may be the property of third parties. Nothing herein provides a license under any Laird or any third party intellectual property rights.

Date: 06/01/2020