


Annular SH Series Thermoelectric Cooler

The SH14-125-06-L-RT-W4.5 is an annular-style thermoelectric cooler. The hot and cold side ceramics have a circular hole in the center to accommodate light protrusion for optics, mechanical fastening or temperature probe. It has a maximum Qc of 48.5 Watts when $\Delta T = 0$ and a maximum ΔT of 70.5 °C at Qc = 0.

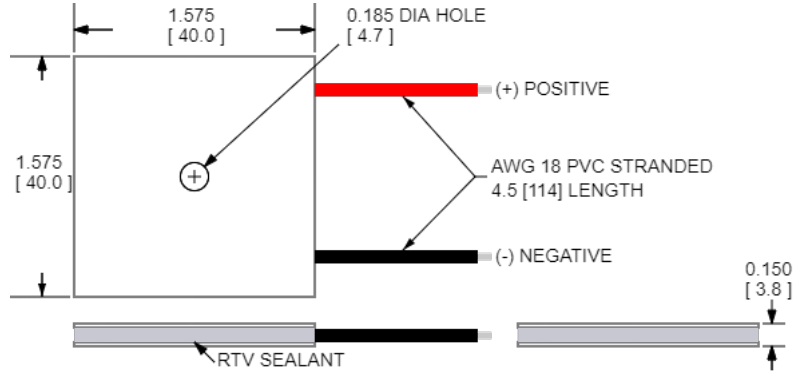


Features

- Center Hole
- Precise Temperature Control
- No sound or vibration
- Reliable solid-state
- DC Operation
- RoHS-compliant

Applications

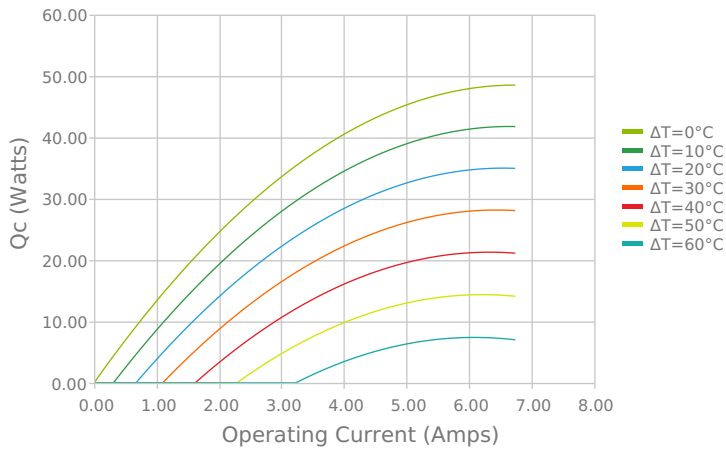
- Thermoelectric Coolers for Reagent Storage
- Thermoelectric Coolers for Handheld Cosmetic Lasers
- Cooling for Centrifuges
- Heads-Up Displays, Imaging Sensors
- Peltier Cooling for Machine Vision



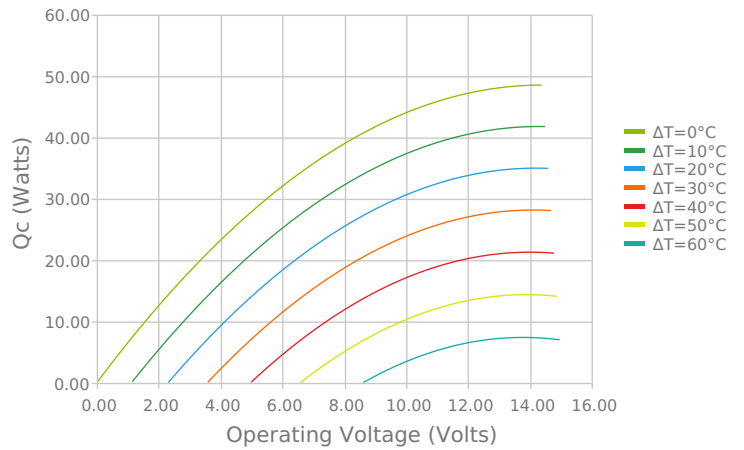
CERAMIC MATERIAL: Al₂O₃
 SOLDER CONSTRUCTION: 138°C, BiSn
 Note: Allow 0.020 in [0.5 mm] around perimeter of the thermoelectric cooler and lead wire attachment to accommodate sealant

ELECTRICAL AND THERMAL PERFORMANCE

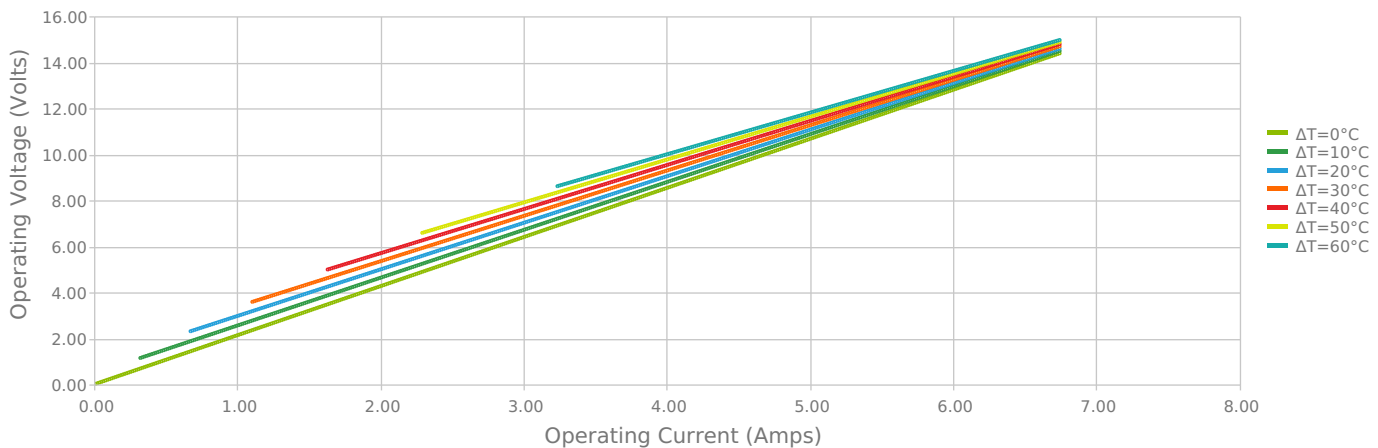
Heat Pumped at Cold Side
 Thot = 27 °C



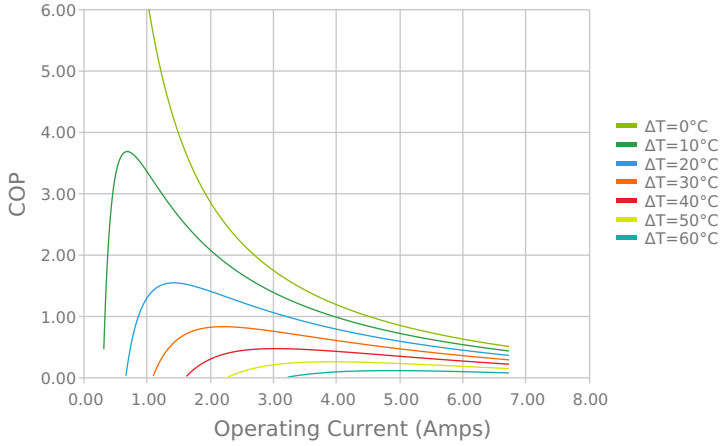
Heat Pumped at Cold Side
 Thot = 27 °C



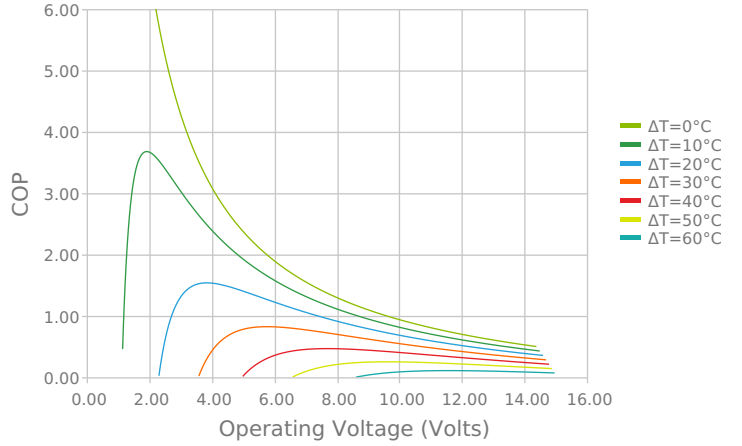
Current vs Voltage (I vs V)
 Thot = 27 °C



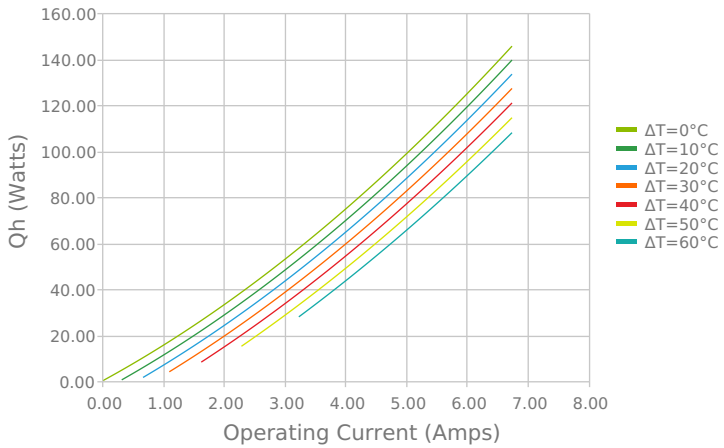
Coefficient of Performance (COP = Qc/Pin)
 Thot = 27 °C



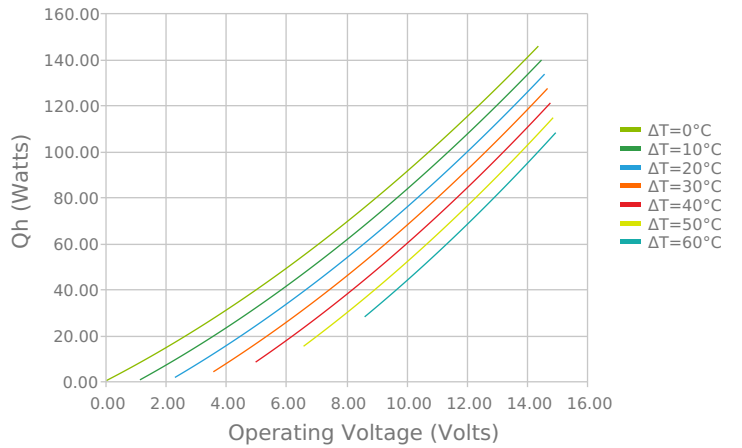
Coefficient of Performance (COP = Qc/Pin)
 Thot = 27 °C



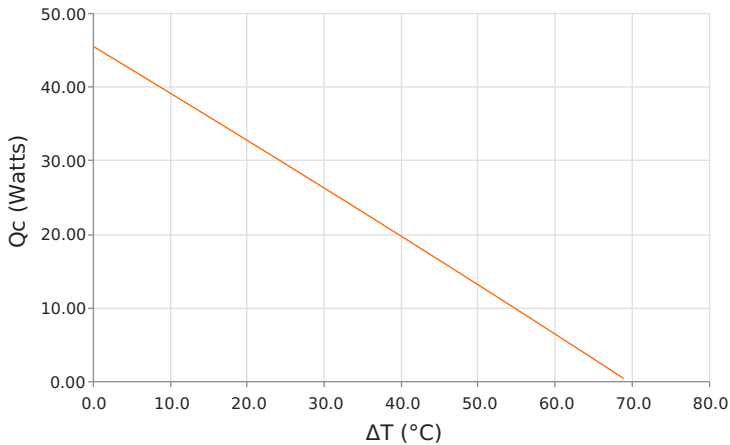
Total Heat Dissipated at Hot Side (Qh=Qc+Pin)
 Thot = 27 °C



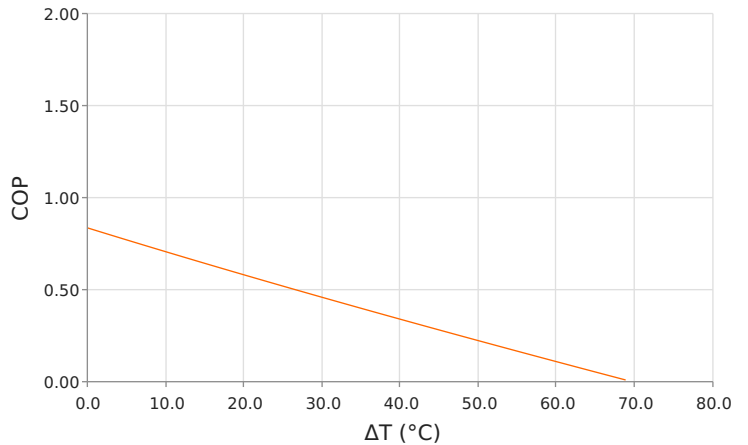
Total Heat Dissipated at Hot Side (Qh=Qc+Pin)
 Thot = 27 °C



Heat Pumped at Cold Side (Qc)
 Thot = 27 °C | Current = 5.1 Amps



Coefficient of Performance (COP = Qc/Pin)
 Thot = 27 °C | Current = 5.1 Amps



SPECIFICATIONS*

| | 27.0 °C | 35.0 °C | 50.0 °C |
|---|--------------|------------|------------|
| Hot Side Temperature | | | |
| Qcmax ($\Delta T = 0$) | 48.5 Watts | 50.0 Watts | 52.6 Watts |
| ΔT_{max} ($Q_c = 0$) | 70.5°C | 73.5°C | 78.8°C |
| I_{max} (I @ ΔT_{max}) | 6.0 Amps | 5.9 Amps | 5.9 Amps |
| V_{max} (V @ ΔT_{max}) | 13.7 Volts | 14.2 Volts | 15.2 Volts |
| Module Resistance | 2.13 Ohms | 2.22 Ohms | 2.39 Ohms |
| Max Operating Temperature | 80 °C | | |
| Weight | 21.0 gram(s) | | |

* Specifications reflect thermoelectric coefficients updated March 2020

FINISHING OPTIONS

| Suffix | Thickness | Flatness / Parallelism | Hot Face | Cold Face | Lead Length |
|--------|--------------------------------------|--|----------|-----------|---------------------|
| L | 3.810 ±0.254 mm 0.150 ± 0.0100 in | 0.004 mm / 0.004 mm 0.00015 in / 0.00015 in | Lapped | Lapped | 114.3 mm 4.50 in |

SEALING OPTIONS

| Suffix | Sealant | Color | Temp Range | Description |
|--------|---------|----------------------|--------------|----------------------------------|
| RT | RTV | Translucent or White | -60 to 204°C | Non-corrosive, silicone adhesive |

NOTES

1. Max operating temperature: 80°C
2. Do not exceed I_{max} or V_{max} when operating module
3. Reference assembly guidelines for recommended installation
4. Solder tinning also available on metallized ceramics

Any information furnished by Laird and its agents, whether in specifications, data sheets, product catalogues or otherwise, is believed to be (but is not warranted as being) accurate and reliable, is provided for information only and does not form part of any contract with Laird. All specifications are subject to change without notice. Laird assumes no responsibility and disclaims all liability for losses or damages resulting from use of or reliance on this information. All Laird products are sold subject to the Laird Terms and Conditions of sale (including Laird's limited warranty) in effect from time to time, a copy of which will be furnished upon request.

© Copyright 2019-2021 Laird Thermal Systems, Inc. All rights reserved. Laird™, the Laird Ring Logo, and Laird Thermal Systems™ are trademarks or registered trademarks of Laird Limited or its subsidiaries.

Date: 05/21/2021