Ordering Information

WP - 1 - XX - PT -11X X - X-81

- WP: 4.2Ph Wafer
- 1: Solder/PCB; 1:DIP R/A
- XX: 02~24Pin
- PT: Contact Plated; PT: Tin
- 11X: M:With Rib; N:W/O Rib
- X: Housing Material
  - A: PA66 UL94V-2 Halogen Free
  - B: PA66 UL94V-0 Halogen Free
  - C: PA46 UL94V-0 With Halogen
  - D: PA66 UL94V-0 (Glow Wire)
- X: Housing Color
  - T: Nature
  - B: Black
  - C: Black 7C
  - N: Orange
  - U: Blue
  - R: Red
  - Y: Yellow

-NOTES-

Contact: Brass
Insulator: Thermoplastic
Current Rating: 7A
Voltage Rating: 250V DC/AC(rms)
Contact Resistance: 30mΩ max.
Withstanding Voltage: 1500V AC for 1min.
Insulation Resistance: 1000MΩ min.
Operating Temperature: -25°C~+85°C.

Poles	Dimensions(mm)	
	A	B
2	----	5.60±0.30
4	4.20±0.20	9.80±0.30
6	8.40±0.20	14.00±0.30
8	12.60±0.20	18.20±0.30
10	16.80±0.30	22.40±0.40
12	21.00±0.30	26.60±0.40
14	25.20±0.30	30.80±0.40
16	29.40±0.30	35.00±0.40
18	33.60±0.40	39.20±0.50
20	37.80±0.40	43.40±0.50
22	42.00±0.40	47.60±0.50
24	46.20±0.40	51.80±0.50

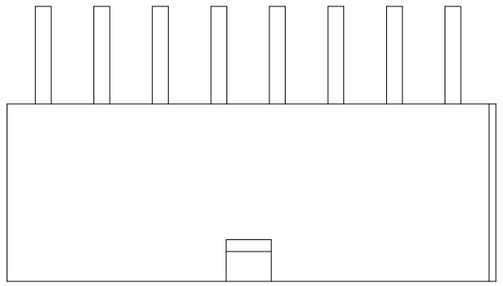

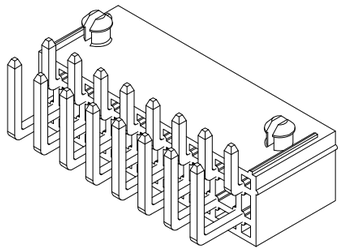

(With rib type)

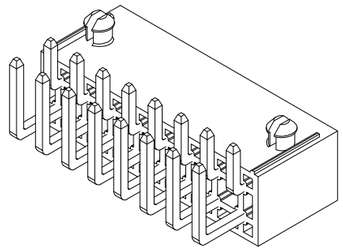

(Without rib type)

RoHS Compliant

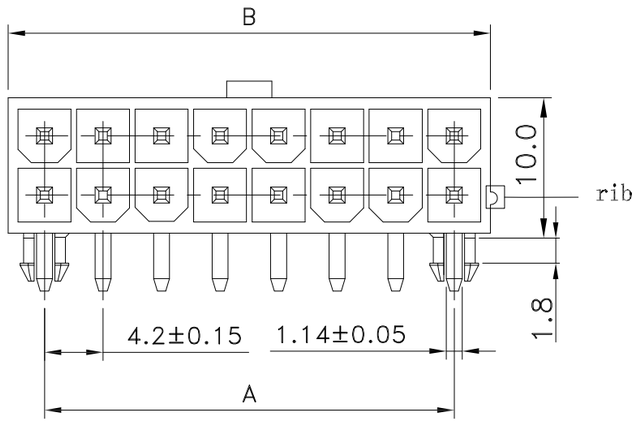

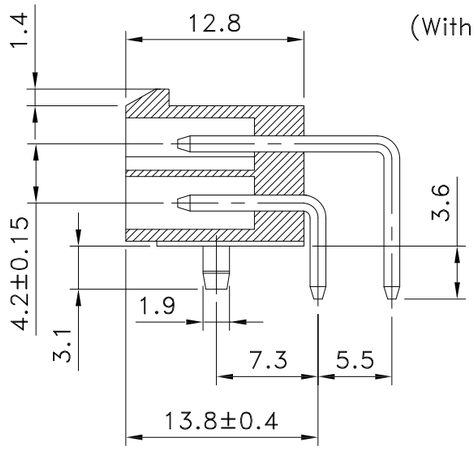

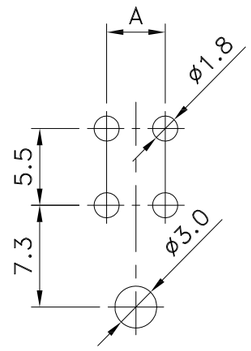

4 Circuit

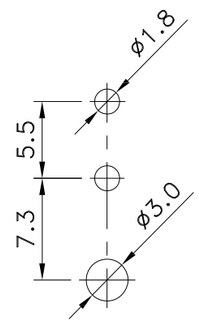

2 Circuit

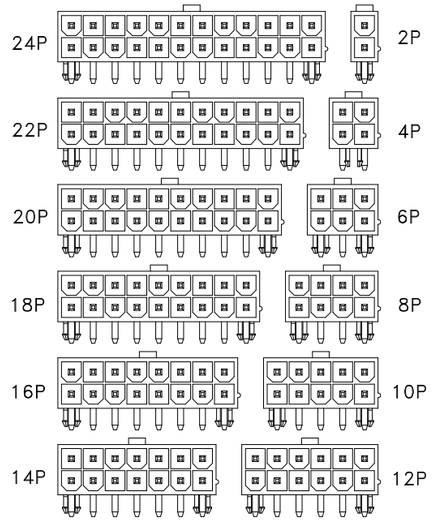

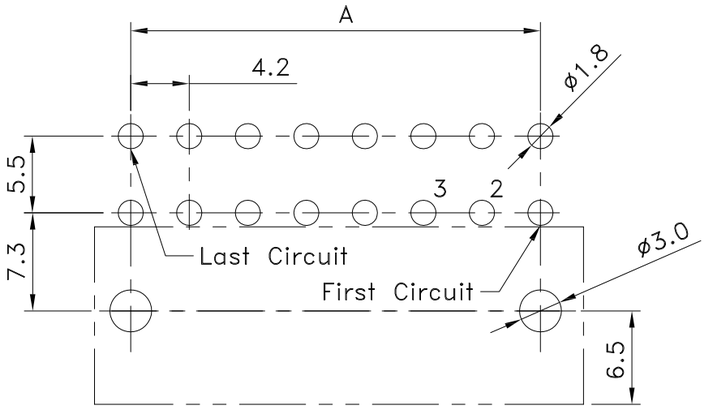

Recommended PCB Layout

Genral Tolerance ±0.05

REV.	REVISION RECORD	DATE
A	Original	04/23/21"

General Tolerance
LINEAR 0.0 ±0.25 / 0.00 ±0.20 ANGLE ±3°

UNIT: mm

A4	NAME
APPROVED	PENNY
DESIGNER	GRACE
DRAWN	CHAOSHIN

ARIBA TECHNOLOGY CO., LTD.

TITLE: 4.2Ph Wafer DIP Right Angle Dual Rows 10.0H

DWG.NO: WP1XXPT11XXX-81 REV. A

SCALE 1 : 1 SHEET 1 OF 1