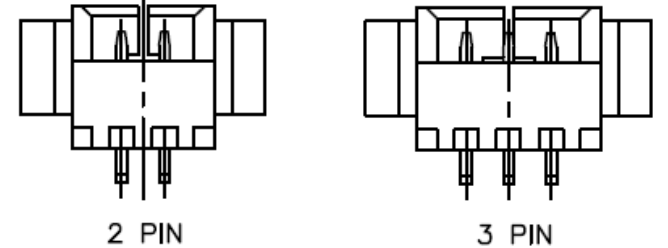
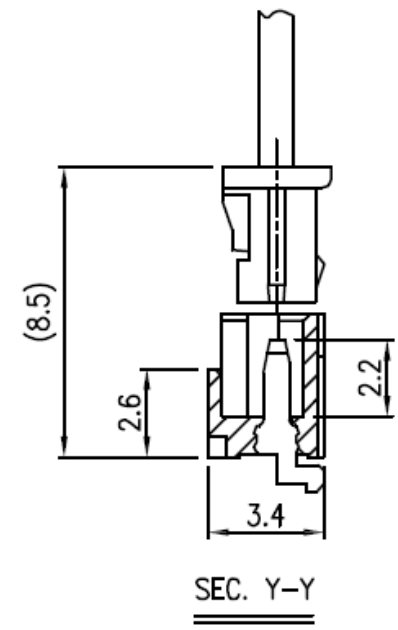
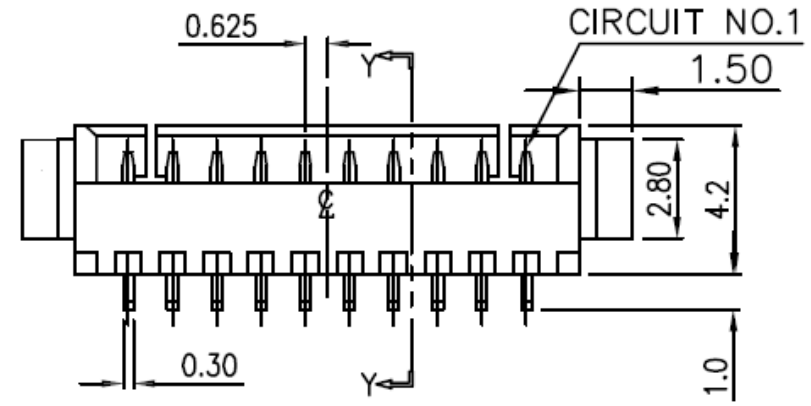


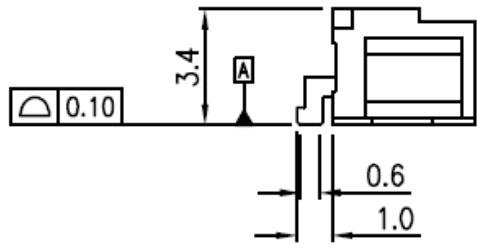
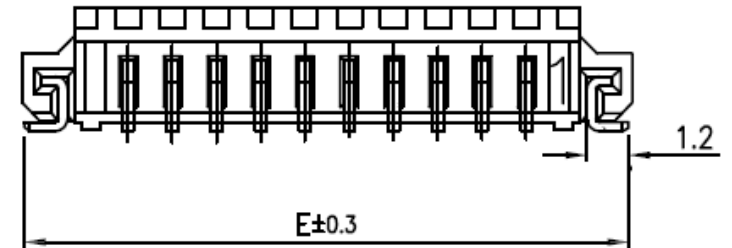
RoHS  
Compliant

- NOTES:
- MATERIAL:
    - HOUSING: LCP,UL94V-0 Black
    - CONTACT: COPPER ALLOY
    - FITTING NAIL: COPPER ALLOY
  - Finsh:
    - Terminal:
      - 50~100u" Nickel under plating over all Gold flash on contact and solder area.
      - 80~150u" Matte-Tin on contact and solder area.
      - 15u" Gold on contact and solder area.
    - Fitting Nail:
      - 50~100u" Nickel under plating over all
      - 80~150u" Matte-Tin over all.



LOCK CONFIGURATION

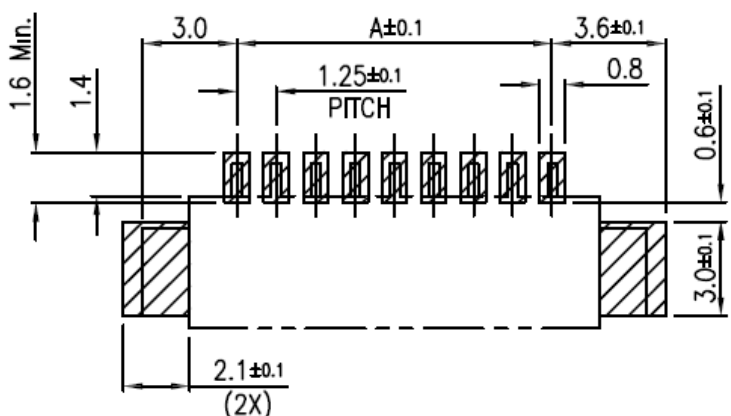
CKT.	DIM A	DIM B	DIM C	DIM D	DIM E
2	1.25	3.05	4.25	7.25	7.15
3	2.50	4.30	5.50	8.50	8.40
4	3.75	5.55	6.75	9.75	9.65
5	5.00	6.80	8.00	11.00	10.90
6	6.25	8.05	9.25	12.25	12.15
7	7.50	9.30	10.50	13.50	13.40
8	8.75	10.55	11.75	14.75	14.65
9	10.00	11.80	13.00	16.00	15.90
10	11.25	13.05	14.25	17.25	17.15
11	12.50	14.30	15.50	18.50	18.40
12	13.75	15.55	16.75	19.75	19.65
13	15.00	16.80	18.00	21.00	20.90
14	16.25	18.05	19.25	22.25	22.15
15	17.50	19.30	20.50	23.50	23.40



**Ordering Information**

**WE - 3 - XX - XX - WBX5 - 2 - 41**

1.25Ph Wafer    Solder/PCB    02~12 PIN    Contact Plated    Color    Packaging  
 1:DIP RA    1:DIP RA       PT:Tin on contact/solder    B:Black    2:Tape&Reel  
 2:DIP VT    2:DIP VT       G1:G/F on contact/solder    W:White  
 3:SMT RA    3:SMT RA       G3:Gold 15u" on contact/solder  
 4:SMT VT



RECOMMENDED PCB LAYOUT

REV.	REVISION RECORD	DATE	General Tolerance
A	Original	12/21/20"	LINEAR 0.0 ±0.25 ANGLE ±3° 0.00 ±0.20
			UNIT:mm
			A4 NAME
			APPROVED WENNY
			DESIGNER GRACE
			DRAWN HERFON



TITLE: 1.25Ph Wafer SMT Right Angle 3.4H  
 DWG.NO: WE3XXXXWBX52-41    REV. A  
 SCALE 1 : 1 SHEET 1 OF 1